



AMERICAN AXLE & MANUFACTURING

GLOBAL TRANSPORT PARTNER LABEL

LABELING & REQUIREMENTS STANDARD

**VERSION 2004-01
RELEASE 1.3**

August 16, 2004

This American Axle AAM - GTPL Requirements Standard contains bar code labeling specifications for Direct, Outside Processors (OSP), Prototype, and Primary metals material.

Table of Contents

A.	Purpose.....	3
B.	General Information.....	4
C.	Label Specifications	6
C.1	Size and Material	6
C.2	Bar Code Symbology	6
C.3	Text Lines Per Block.....	7
C.4	Quality Requirements	9
C.4.1	Most Frequent Quality Problems	9
D.	Label Information	10
D.1	Required Data Areas and Titles	11
D.2	Conditional Data Areas	12
D.3	SPECIAL REQUIREMENT –AAM de Mexico Lot / Serial Number	12
D.4	Prototype Division Labels.....	13
D.5	Data Identifiers.....	14
D.6	Format & Font Specification Matrix.....	15
D.7	AAM GTPL A, B, C DETAILED LABEL SPECS.....	18
E.	Packaging.....	26
Appendix I	Label Placement	27
Appendix II	Glossary of Terms	30
Appendix III	AAM Plant List	33
Appendix IV	Supplier Label Approval & certification process	34
Appendix V	Normative References.....	35

A. Purpose

The purpose of this document is to specify and provide written requirements for the printing and application of American Axle’s packaging label Formats and bar code Symbology to our suppliers. These specifications will provide an AAM supplier the necessary information to become compliant with our latest label formats and placement requirements. Suppliers SHALL use the AAM label formats outlined in this document when shipping to AAM facilities, as specified in Appendix III.

A1. Changes & Revisions

<u>Date:</u>	<u>Revision</u>	<u>Description</u>	<u>Page</u>
071304	Data Identifier	Added P for Data Identifier, to Part Number field To Specification Matrix table	15
071304	Added field to 2D	Added Part Number field to PDF417 block – P123456789PR1	21
071304	Data Identifier	Changed 2D data example on Master Label - Total Quantity from Q to 2Q	21
071304	Data Identifier	Changed 2D data example on Master Label - Number of Packs from 2Q to 7Q	21
081604	Field Lengths on table	License Plate 1J container Master & Mixed, Lengths to 20 characters -Total to include 2 digit UN number	15
081604	Field Lengths on table	Total Qty on Table to 7 digits	16
081604	Field Lengths	Changes all Char. Lengths on A, B,C examples	19, 21, 23
081604	Data Identifier	Changed 2D data example on Mixed Label - Total Quantity from Q to 2Q – matches Master	23,24
081604	Data Identifier	Changed 2D data example on Mixed Label - Total Number of Packs from 2Q to 7Q – matches Master	23,24

B. General Information

This document was developed in conjunction with, and is an extraction of the Automotive Industry Action Group (AIAG) and the American National Standards Institute (ANSI) as referenced in the appendix. This document will be revised as our requirements change. Please visit the website <http://online.aam.com/supplier> for the most current release of this document. Instructions for label compliancy certification are provided later in this document.

In this document the word ‘**SHALL**’ indicates a requirement and the word ‘**SHOULD**’ indicates a recommendation. The words followed by ‘**NOT**’ will help emphasize the opposite of the statement. In order to facilitate efficient and lean practices throughout AAM operations, the labeling requirements ‘**SHALL**’ be followed exactly. If there is any concern about meeting these requirements, please contact your AAM materials or packaging representative.

Please note that the AAM Global Transport Partner Label, Standard Version, **2004-01 Release 1.1** supercedes all previous divisional and corporate container label requirements standards, including 2002-03 Release 6.1, and 2004-01, Release 1.0. For additional clarification or support please email to: **aamLabelSupport@aam.com**

The differences in 2004-01 Release 1.0, from 2002-03 Release 6.1 specifications are:

1. Universal adoption across all facilities of the AIAG Global Transport Label for the Automotive Industry AAM - GTPL. (B16) See <http://www.aiag.org> for standards. Members can download the B16 specifications for free, Non-Members can purchase for \$50.
2. Use of the code 128 License Plate – (LPN)
3. Use of an Order ID number provided by AAM through DELJIT or AAM Web Portal.
4. Usage of the 2D PDF417 symbology
5. Key data on the label to match the DESADV (ASN) data
6. All shipping paperwork **SHALL** indicate the corresponding Pull signals shipped.

7. Optional use of a 4 X 6.5 inch label format

The changes to 2004-01 Release 1.1 specifications are:

1. Data Identifiers changed - 4Q for Gross Weight, 11Q for Tare Weight.
2. 2D syntax examples changed to reflect data Identifiers.
3. Master Label 2D PDF417 Block changed. Only data needed is LPN, Order ID#, Total Qty, # of Packs
4. Mixed Label 2D PDF417 Block moved to the bottom of the label, Human Readable (Mixed Label) moved
5. Detail of DELJIT and DESADV data to and from EDI itemized for each GTPL – “A, B, & C”.
6. Format & Font Spec Matrix – Order ID # changed to Numeric only
7. Data Identifier for date added – 9D.
8. Data Identifier for # of packs (containers) added – 7Q
9. Dates - No slashes in the date format, and no requirement to support slash zero.

AAM would prefer no additional data be added to the labels other than outlined in this document. However, if state, federal or country laws are passed which require a supplier to include information such as health, safety or environmental data to be added to the label, the supplier should use the supplier free area at the bottom block of the labels for this data. Target Audience for this document:

1. AAM direct material suppliers, raw material suppliers, sub-assemblies, or pre-manufactured goods used in the manufacturing process at American Axle plants and subsidiaries.
2. Prototype Material

NOTE: Shipments to AAM plants as listed in Appendix III must be labeled in compliance with this new standard by **September 7, 2004.**

NOTE: New Labels - First Use Date **is June 21, 2004. This is the date suppliers can start to comply with the new labeling and ASN process using EDI or the AAM Supplier portal !**

C. Label Specifications

AAM highly recommends the use of bar coding software and hardware, which allows flexibility in label generation. Printers SHALL produce labels that meet AIAG & ANSI specifications and tolerances. Direct Thermal / Thermal Transfer Bar Code Printers are strongly recommended. Dot matrix printers SHALL NOT be used.

C.1 Size and Material

The label SHALL be white with black print. The minimum size SHALL be 4.0 inches (101.6mm) by 6.0 inches (152.4mm). 4 X 6.5 inch labels are optionally acceptable. Adhesive / pressure sensitive labels SHALL be applied to the packaging material in WRINKLE FREE fashion for scanner readability. Pre-Certification through a third party vendor will be required prior to shipments to AAM with the new labels

C.2 Bar Code Symbology

- **Linear Bar Code:** The Linear Symbology used in this standard SHALL be Code 128, allowing for a quiet zone at each end of the symbol, of at least 6.4mm (0.25 inches).
- The minimum height of the symbols shall be 10.2MM or (0.4inch)
- Non – Significant zeros and spaces SHALL be omitted
- The characters %, /, \$, + SHALL NOT be used
- **LPN Block - Narrow Elements ('X' Dimension):** The bars and spaces in a symbol are called elements. For each bar code 128 symbol the DIMENSION OF THE NARROWEST ELEMENT (X DIMENSION) RANGE SHALL BE FROM **0.33 TO 0.43 MM** (0.013 TO 0.017 INCH) AS DETERMINED BY THE PRINTING DEVICE. SYMBOLS WITH NARROW ELEMENTS AT THE LOWER END OF THIS RANGE MAY REQUIRE SPECIAL CARE TO MEET THE PRINT QUALITY REQUIREMENTS

- **ORDER ID # Block - Narrow Elements ('X' Dimension):** The bars and spaces in a symbol are called elements. For each bar code 128 symbol the DIMENSION OF THE NARROWEST ELEMENT (X DIMENSION) RANGE SHALL BE FROM **0.83 to 0.93 mm** (0.033 to 0.037 inch) as AS DETERMINED BY THE PRINTING DEVICE. SYMBOLS WITH NARROW ELEMENTS AT THE LOWER END OF THIS RANGE MAY REQUIRE SPECIAL CARE TO MEET THE PRINT QUALITY REQUIREMENTS.
- **Quiet Zone:** For optimal scanning and readability of bar codes, the symbol will be justified with leading and trailing clear areas from edges or lines SHALL be at least 0.25 inches (6.4mm). Quiet Zone for the Order ID # is 10X or 0.25" whichever is greater. (Assumes minimum bar code printer of 200 dots per inch (DPI))
- **Fonts:** Fonts SHALL be upper case **Bold Arial Narrow, Helvetica condensed** or its equivalent Font sizes are specified for readability, as determined by the print devices capability. Data that will not fit at the specified font size should be truncated. The Font size shall be as large as practical for information being printed. Data Titles are all upper case and the same size. (6-9 point). Font should be sans serif (without tails, e.g. Helvetica).
- **Exceptions:** There are no exceptions to this label standard.
- **Date Formats:** Dates SHALL be in the International date format as shown DD MMM YYYY, e.g. 03MAR2004.

C.3 Text Lines Per Block

The height of text characters is defined by using a unit of measure called Lines-Per-Block (LPB), rather than inches, millimeters, or points. This enables the printer of the label to determine the actual height and font of text for a given LPB. Eight sizes may be specified for text, ranging from 1 LPB to 8 LPB. The label designer SHALL choose the exact height of the text sizes. Labelers SHALL choose a single height for each of the eight sizes. The table below shows suggested sizes per AIAG specs.

Lines per Block	Max. Characters per Line	Point	Inches	MM
1 LPB	8	64	0.90	22.0
2 LPB	18	32	0.40	11.0
3 LPB	28	20	0.25	7.0
4 LPB	34	16	0.20	5.0
5 LPB	42	12	0.15	4.0
6 LPB	48	10	0.12	3.0
7 LPB	59	8	0.10	2.0
8 LPB	68	6	0.08	1.5

All Bar code label exhibits are for illustrative purposes only, and may not be to scale or bar code print quality standards.

C.4 Quality Requirements

AAM suppliers have a responsibility to provide bar coded labels that meet AAM standards.

- **Verification:** The supplier per AIAG, ISO, and QS9000 standards shall verify labels as legible and easily scannable. AIAG and AAM standards recommend a minimum Scan Grade of (C), 1.5/10/660 at the receiving point. A recommended Print Quality Grade ≥ 2.5 (B) at the time of printing. AAM materials will perform random audits and non-compliance may result in a Non compliance warning or PRR. Minimum print quality grade = 3.0 (B), based on:

Measurement aperture = 0.010 inch (0.254)

Inspection wavelength = 660 nanometers +/- 10 nanometers

C.4.1 Most Frequent Quality Problems

1. Incorrect Label on Individual Containers
2. Un-able to Read Bar Code
 - a. Less than ANSI readability code of 'C'
 - b. Supplier should ensure code of 'B' upon label printing to ensure a minimum code of 'C' at receipt time.
3. Missing Container Labels
4. Missing Master Label on palletized or shrink wrap parts
5. Missing Data Identifiers on 1D Bar code
6. Incorrect Symbology on bar code, i.e. not code 128
7. Incorrect data in PDF417 2D

D. Label Information

Three types of Labels are required by AAM depending on how material is packaged for shipment:

1. The **Container Label** (AAM-GTPL-A) SHALL be used to identify a single pack containing the same part number. It is the most commonly used shipping parts label.
2. A **Master Label** (AAM-GTPL-B) SHALL be used for containers, pallets, skids, etc. holding more than one container or carton of the same part number. Each individual container or carton SHALL be labeled with the AAM-GTPL-A label. The Master Label per AIAG specifications SHALL be applied to on exterior of any shrink-wrapped pallet or skid and SHALL be on adjacent corners, not on the top of the pack.
3. A **Mixed Load** (AAM-GTPL-C) label SHALL be used for transport units containing multiple containers with different part numbers (A Mixed Load is normally NOT accepted by AAM.)

D.1 Required Data Areas and Titles

These are the required data fields for container labels where fields are present:

From Block: Suppliers Name, Supplier Address, Email, and Phone Contact
To Block: American Axle Plant Location, Address, and Plant/Dock
Description
Order ID #
Part Number
Supplier Material OK
Pull Signal
License Plate (LPN)
Quantity
Date
Group / Dept
Packs
Total Qty

Note: **Order ID numbers** are required on all labels. The **Order ID #** will be provided to suppliers through EDI DELJIT transactions and the AAM Supplier Portal. The pull signal, where applicable, will also be provided and will appear on the label as Human readable data only on the label. See detailed specification for more information. Container Label (Standard Label (AAM-GTPL - A)

D.2 Conditional Data Areas

Lot #	Required for GGA (Mexico Plant only) see specs
Heat #	Used for primary metals, linked to Lot number
Rev #	Prototype only (Part Revision Level) – 2D & Human readable
Gross Weight:	2D block only as specified by AAM materials
Tare Weight:	2D block only as specified by AAM materials

Note: Lot numbers or Heat numbers will be required on labels only if parts are under lot control mandates by AAM. **The Lot or Heat numbers will be contained in the 2D block of the GTPL – A label, and Mixed load label.** The following plants presently require this: AAM de Mexico, S.A. de C.V - Guanajuato Gear & Axle & Guanajuato Forge, Detroit Forge – Lot & Heat numbers for Steel, Tonawanda Forge – Lot and Heat numbers for Steel.

D.3 SPECIAL REQUIREMENT –AAM de Mexico Lot / Serial Number

Append the last 4 digits of the AAM part number as a prefix to the Lot Number
Example: Part number is 12345678-----, Lot number is 567891234567890

D.4 Prototype Division Labels

Prototype Material Suppliers **SHALL** use the AAM-GTPL-A, AAM-GTPL-B, or AAM-GTPL-C as defined in these specs. **Differences are:**

- Mandatory usage of the **Revision number** in the Human readable block on line 3 of the label
- Population of the same **Revision number data** to be contained in the **2D PDF417 block**
- **NO Pull signal** or **Order Numbers** are required
- **NO Plant /Dock** Required
- **Group/Dept** Block populated as dictated by AAM Prototype Plants
- **Gross & Tare Weight** data (2D) populated as dictated by AAM Prototype Plants

D.5 Data Identifiers

A data identifier is one or more character that defines a general category type of specific use of bar coded data. The bar-coded field SHALL start with the data identifier and will identify the type of information encoded in that symbol. Care must be taken to use the proper data identifier. The data identifier SHALL be printed in human readable characters in parentheses adjacent to the title for the appropriate data block.. All data identifiers SHALL be included in the applicable Bar code Symbology and SHALL NOT appear in the human readable text. DO NOT include any parentheses in the bar coded data. The data identifiers show below SHALL be used in 1D and/or in the PDF417 2D bar codes:

Data Identifier	Data Block
9K	Order ID #
P	Part Number
15K	AAM Pull Signal Number
2P	Engineering Change / Revision Level
1T	Lot / Serial Number
T	Heat Number
20L	Plant Dock
21L	Group #
Q	Quantity
4Q	Gross Weight
11Q	Tare Weight
2Q	Total Quantity
7Q	Number of Packs
1J	License Plate – Container
5J	License Plate – Mixed Load
6J	License Plate – Master Load
9D	Date

D.6 Format & Font Specification Matrix

The following apply to AAM-GTPL-A, AAM-GTPL-B and AAM-GTPL-C labels.

Data Title	Data ID	Description	Bar Code	Source Data	Bar Code Mil Spec	Bar Code Height	# of Char.W/O Data Identifier	Type	Font Size	Bold
FROM		Ship From: Max 5 lines of data; Company Name, Address, Contacted, Phone/email, Country of Origin, I.e. Made in / Assembled in	N				5 Lines	A/N	10	Y
TO		Ship to: Max 4 lines of Data, Company Name, Address (3 Lines), Plant Dock (with Data Title)	N	DELJIT			4 Lines	A/N	10	Y
PLANT/DOCK	20L	Plant/Dock	PDF417				8	A/N	20	Y
2D SYMBOL PDF417 See Detail specs Also read detailed AIAG B16 Global Transport Label specs on this block		Machine Readable combination of LPN, Order ID Number, Pull Signal #, Quantity, Lot, Heat, & Rev	Y PDF417			1.0 in. +/- 0.2 in. (25.40 mm + 5.08 mm)	142 char. GPTL -A label For Mixed - GTPL -C Refer to AIAG B16 guidelines			N
DESCRIPTION		Description of Part (3 lines)	N				15 char	A/N	12	N
ORDER ID#	9K	Order # Assigned by the customer	Y	DELJIT	0.33 to 0.037 inch	0.83 to 0.93 mm	8	N	12	Y
PART NUMBER	P	Part Identification Code	N	DELJIT			13	A/N	44	Y
SUPPLIER MATERIAL OK		Supplier Material OK (quality requirement)	N				3 lines	A	9	Y
LICENSE PLATE	1J	License Plate (Serial Number) assigned by the supplier, used for uniquely identifying an individual transport unit not to be repeated for 365 days Note: LPN's must be unique between the Container label and the Master Label	Y Code 128		13	12mm	20 char including UN #	A/N	24	Y

Data Title	Data ID	Description	Bar Code	Source Data	Bar Code Mil Spec	Bar Code Height	# of Char.W/O Data Identifier	Type	Font Size	Bold
LICENSE PLATE	5J	License Plate (unique Serial Number) assigned by the supplier, used for uniquely identifying a mixed load (multiple part numbers) not to be repeated for 365 days	Y Code 128		13	12mm	20 char. Including UN number	A/N	24	Y
LICENSE PLATE	6J	License Plate (unique Serial Number) assigned by the supplier, used for uniquely identifying a Master (same part number) not to be repeated for 365 days Note: LPN's must be unique between the Container label and the Master Label, or mixed labels	Y Code 128		13	12mm	20 char. Including UN number	A/N	24	Y
QUANTITY	Q	Quantity, unit of measure assumed to be each unless mutually defined by AAM and supplier.	N	DELJIT			7 char	N	22	Y
TOTAL QUANTITY	2Q	For Master & Mixed labels - Total Qty of all individual containers from DELJIT segment	N PDF417	DELJIT			7 char.	N		
# OF PACKS	7Q	For Master & Mixed Label only Qualifier = PK	N PDF417	Supplier Computed			7 char.	N	18	Y
PULL SIGNAL	15K	AAM Plant Pull Signal, or replenishment signal as defined or transmitted by AAM to supplier	N	DELJIT			8 char	A/N	24	Y
SUPPLIER AREA		Open Area for Supplier Use: Suppliers Shall adhere to all bar code guidelines set forth in AIAG B16 - Global Transport Shipping label standards. E.G. (1P) supplier part number.	N							
DATE:	9D	Date printed or shipped by supplier. Use international date format (day, month, year), NO slashes	N				9 char	A/N	10	Y

Data Title	Data ID	Description	Bar Code	Source Data	Bar Code Mil Spec	Bar Code Height	# of Char.W/O Data Identifier	Type	Font Size	Bold
Note 1		The Font size shall be as large as practical for information being printed. Data Titles are all upper case and the same size. (6-9 point). Font should be sans serif (without tails, e.g. Helvetica). Symbology Code 128 should have an "X" dimension of 0.33 to 0.43MM (0.013 to 0.017 inch) as determined by the printing device. Symbology PDF417 should have an "X" dimension of min 0.010" (10 MILS) (0.254mm)								
Note 2		Note: PDF417 or correction (security) level shall be 5, 4, or 3. Use the Max ECC that will print and scan in 2D location								
LOT #	1T	Traceability number assigned by AAM supplier to identify a unique group or entities (lots, batches, etc) See special conditions for GGA. Required for. GTPL-A label 2D block.	N				16 char	A/N	10	Y
REV #	2P	Part Revision # assigned by AAM (prototype only)	OPT PDF417	AAM Engineering			3	A/N	10	Y
GROUP/DEPT	21L	AAM Plant consuming location (internal to AAM) as defined or transmitted by AAM to supplier. May be NULL	N	DELJIT			7 char	A/N	36	Y
Gross Weight	4Q	Optional Use of Gross Weight of Skid or Container as required by AAM materials or transportation	OPT PDF417			PDF417	7 char	N	NA 2D	NA 2D
Tare Weight	11Q	Optional Use of Tare Weight of Skid or Container as required by AAM materials or transportation	OPT PDF417			PDF417	7 char	N	NA 2D	NA 2D

D.7 DETAIL LABEL SPECS
AAM - GTPL – A Container Label - FORMAT & FONT SPECS

ALL FONTS SHALL BE UPPER CASE BOLD ARIAL
 NARROW, HELVETICA CONDENSED OR EQUIVALENT

Title: **FROM**
 6 Point 1.5mm, 0.06" max
Address 4 Lines Max
 24 Char. Per line max
 10 Point 2.5 mm 0.1"
Made in XXX or ASY in XXX
 Truncate Data if exceeds
 max length

Title: **TO:**
 6 Point 1.5mm, 0.06" max
Address 4 Lines Max
 10 Point BOLD
 Title: **Plant / Dock**
 6 Point 1.5mm, 0.06" max
 8 character Max
 20 Point




Title: **DESCRIPTION**
 6 Point 1.5mm, 0.06" max
3 Lines Max
 12 Point
 15 Characters per line

Title: **None**
 PDF 417 2D Bar Code

Title: **PART NUMBER**
 6 Point 1.5mm, 0.06" max
Part Number Text
 44 Point, 11.2mm, 0.44"
 13 characters Part number max.

Replenishment Sub Block
 Title: **ORDER ID (9K)**
 6 Point 15mm, 0.06" max
Bar Code
 Code 128
 34 mil nominal (min.)
 Height 15mm (min.)
 Data Identifier Order ID (9K)
8 characters Numeric
 Human readable text
 12 Point Bold, 4.3mm, .017"
 Pass thru of Data from **DELJIT**

Title: **LICENSE PLATE**
 6 Point 1.5mm, 0.06" max
Bar Code
 Code 128
 (13 mil) nominal
 Height 12mm (.05) in min
 Data Identifier 1J
 Assigning Authority UN=DUNS
 9 Digits DUNS number
9 Characters Unique Container
 Serial # Max (see rules Section D.6)
 Human Readable Text
 24 Point, 6.1mm, 0.24"
 Note: Spaces are optional in human
 readable text only. Spaces shall not be
 included in Bar Code Data

FROM: FROM ADDRESS LINE 1 FROM ADDRESS LINE 2 FROM ADDRESS LINE 3 FROM ADDRESS LINE 4 Made in USA		TO: TO ADDRESS LINE 1 TO ADDRESS LINE 2 TO ADDRESS LINE 3 TO ADDRESS LINE 4 Plant/Dock: RAWPLT3	
DESCRIPTION 123456789012345 123456789012345 123456789012345			
PART NUMBER 123456789PR11		REV # 3A Supplier Material OK	
LICENSE PLATE (1J)  UN123456789A2B4C6D8E		QUANTITY 9999999 PULL SIGNAL S12345 LOT # 1234567890123456	
Supplier Free Area		GROUP / DEPT K123456 DATE: 03MAR2004	

Title: **Reference Sub Block**
 Title: **GROUP LOCATOR – OPTIONAL** BASED ON Data received in
 DELJIT segments (see EDI)
 36 Point Font – Bold, Height 9MM (min), **7 Characters** - Alpha Numeric
 Title: **DATE:**
 9 Point 1.5mm, 0.06" max
Date Text: 9 characters
 9 Point bold - International Date Format

Title: **REV #**
 10 Point 2.5mm
AAM Rev # 10 Point
4 Characters alpha Numeric
 Title None:
 Text: **Supplier Material OK**
 9 Point Bold

Title: **QUANTITY**
 6 Point 1.5mm, 0.06" max
Quantity Text 7 characters
 22 Point Bold 4.5mm
 Title: **PULL SIGNAL**
 6 Point 1.5mm, 0.06" max
 24 Point Text **BOLD**
8 characters max.
 Title: **LOT #**
 6 Point 1.5mm, 0.06" max
 10 Point Text 16 characters

AAM-GTPL – A Label Purpose: Used for a Single Container holding one or more parts with the **same part number**

2D DATA REQUIRED FOR: AAM-GTPL – A Container (1J)

Data	Description	EDI	Char.
]>RS	Message Header	N	
06 GS	Format Header	N	
1JUN123456789SA2B4C6D8E GS	LPN (w/Serial #)	Y	20
1T1234567891123456 GS	LOT #	OPT	16 AAM Mexico - Print Human Readable if Reqd
Q99999999 GS	QTY	Y	7
9K12345678 GS	ORDER ID #	Y	8 Numeric Only
P123456789PR1 GS	PART #	Y	13
15KS12345 GS	PULL #	Y	8
2P3A GS	REV #	OPT	3 ONLY REQUIRED FOR AAM PROTOTYPE
2T12345678 GS	HEAT #	OPT	8 ONLY REQUIRED FOR STEEL SUPPLIERS
20LRAWPLT3 GS	PLANT /DOCK	Y	8
21LK12345 GS	GROUP/LOCATOR	Y	7
9D03MAR2004 GS	DATE	Y	9
4Q1000 GS	GROSS WEIGHT	OPT	7
11Q1000	TARE WEIGHT	OPT	7
RS	Format Trailer	N	
EOT	Message Trailer	N	

OPT = OPTIONAL USE AS SPECIFIED BY AAM TRANSPORTATION OR PLANT

NOTE: THE SEQUENCE OR ORDER IN THAT DATA IS ENCODED IN THE 2D BAR CODE IS NOT SIGNIFICANT. THE DATA IDENTIFIERS (DI) PERMIT SOFTWARE SYSTEMS TO LOCATE AND/OR DETERMINE WHICH DATA IS NEEDED. FOR MORE DETAILED SPECIFICATIONS ON BUILDING (2D) PDF417 STRUCTURE SEE AIAG B16 GTL DOCUMENT.

AAM-GTPL – B Master Label - FORMAT & FONT SPECS

Title: **FROM**
6 Point 1.5mm, 0.06" max
Address 4 Lines Max
24 Char. Per line max
10 Point 2.5 mm 0.1"
Made in XXX or ASY in XXX
Truncate Data if exceeds
max length

Title: **DESCRIPTION**
6 Point 1.5mm, 0.06"
max
3 Lines Max
12 Point
15 Character s per line

Title: **PART NUMBER**
6 Point 1.5mm, 0.06"
max
Part Number Text
44 Point, 11.2mm, 0.44"
13 characters Part number

Title: **LICENSE PLATE**
6 Point 1.5mm, 0.06" max
Bar Code
Code 128
(13 mil) nominal
Height 12mm (.05) in min
Data Identifier 5J
Assigning Authority UN= DUNS
9 Digits **Supplier** DUNS number
9 Characters Container Serial #
Max
(See rules – Section D.6)
Human Readable Text
24 Point, 6.1mm, 0.24"
Note: Spaces are optional in human
readable text only. Spaces shall not be
included in Bar Code Data

ALL FONTS SHALL BE UPPER CASE BOLD ARIAL
NARROW, HELVETICA CONDENSED OR EQUIVALENT

<p>FROM: FROM ADDRESS LINE 1 FROM ADDRESS LINE 2 FROM ADDRESS LINE 3 FROM ADDRESS LINE 4 Made in USA</p>	<p>TO: TO ADDRESS LINE 1 TO ADDRESS LINE 2 TO ADDRESS LINE 3 TO ADDRESS LINE 4 Plant/Dock: RAWPLT3</p>	
<p>DESCRIPTION 123456789012345 123456789012345 123456789012345</p>		
<p>ORDER ID: (9K) 12345678</p>		
<p>PART NUMBER 123456789PR11</p>	<p>REV # 3A</p>	
<p>LICENSE PLATE (6J)  UN123456789A2B4C6D8E</p>	<p>TOTAL QUANTITY 999 # OF PACKS 10</p>	
<p>MASTER LABEL</p>		

Title: **TO:**
6 Point 1.5mm, 0.06" max
Address 4 Lines Max
24 Char. Per line max
10 Point BOLD
Title: **Plant / Dock**
6 Point 1.5mm, 0.06" max
8 character Max
20 Point

Title: **None**
PDF 417 2D –**SEE
DETAILED SPECS**

Replenishment Sub Block
Title: **ORDER ID (9K)**
6 Point 15mm, 0.06" max
Bar Code
Code 128
34 mil nominal (min.)
Height 15mm (min.)
Data Identifier Order ID (9K)
8 characters Numeric
Human readable text
12 Point Bold, 4.3mm, .017"
Pass thru of Data from **DELJIT**
SEE DETAILED SPECS

Title: **REV #**
10 Point 2.5mm
AAM Rev # 10 Point
4 Characters alpha Numeric
**SEE DETAILED SPECS ON
USE**

Title: **TOTAL QUANTITY**
6 Point 1.5mm, 0.06" max
Quantity Text 7 characters
18 Point Bold
Title: **# of Packs**
6 Point 1.5mm, 0.06" max
of Packs Text 7 characters
18 Point Text BOLD 7 characters
max.

DETAILED SPECS for ORDER ID #
Rules for Printing or Suppress Printing

Rule 1: For each 6J type label (AAM GTPL -B - MASTER), if all individual containers (1J) labels have the **SAME** Pull signal number the **ORDER ID SHALL** is printed on the label.

Rule 2: If the parts on the (master label) are **NOT** on **AAM Pull signals**, or IF the transport unit (skid) contains **MULTIPLE different Pull signals** then the Supplier SHALL **suppress printing the ORDER ID #**. In either case the individual containers SHALL have (two) 1J (AAM GTPL - A) labels attached per AAM packaging specs (See packaging specs. The ORDER ID # SHALL be printed on each AAM GTPL - A label

AAM-GTPL – B Label Purpose: Used for a Master Transport Unit holding multiple containers with the **same part number**

2D DATA REQUIRED FOR: AAM-GTPL – B Master Label (6J)

<u>Data</u>	<u>Description</u>	<u>EDI</u>	<u>Char.</u>
]>RS	Message Header	N	
06 GS	Format Header	N	
6JUN123456789SA2B4C6D8E GS	LPN (w/Serial #)	Y	20
9K12345678GS	ORDER ID #	Y	8 Numeric
P123456789PR1 GS	PART #	Y	13
2Q99999999GS	TOTAL QUANTITY	Y	7
7Q9999 GS	NUMBER OF PACKS (1J)	N	7
RS	Format Trailer	N	
EOT	Message Trailer	N	

6J

Scenario 1:

For (1) Pull signal (same Order ID #) with the same container part numbers, list LPN, ORDER ID #, TOTAL QTY, # OF PACKS.

Optional Data

4Q1000	GROSS WEIGHT	OPT	7 As specified by AAM materials
11Q1000	TARE WEIGHT	OPT	7 As specified by AAM materials
2P3A	REV # (if applicable)	OPT	3 ONLY REQUIRED FOR AAM PROTOTYPE

AAM - GTPL – C Mixed Load Label - FORMAT & FONT SPECS

ALL FONTS SHALL BE UPPER CASE BOLD ARIAL NARROW, HELVETICA CONDENSED OR EQUIVALENT

Title: **FROM**
 6 Point 1.5mm, 0.06" max
Address 4 Lines Max
 10 Point 2.5 mm 0.1"
Made in XXX or ASY in XXX
 10 Point, 2.5 mm, 0.1"

Title: **TO:**
 6 Point 1.5mm, 0.06" max
Address 4 Lines Max
 10 Point BOLD
 Title: **Plant / Dock**
 6 Point 1.5mm, 0.06" max
 8 character Max
 20 Point

Title: Reference Sub Block
B1
PART # Text 13 char. max
 10 Point, 2.5mm, 0.1"
TOTAL QTY Text 7
 Characters
 10 Point 2.5mm, 0.1"
OF PACKS Text
 10 Point 2.5mm, 0.1"

Title: Reference Sub Block
 Title: **MIXED LOAD**
 36 Point Font – Bold
 Height 9MM (min)

FROM: FROM ADDRESS LINE 1 FROM ADDRESS LINE 2 FROM ADDRESS LINE 3 FROM ADDRESS LINE 4 Made in XXX		TO: TO ADDRESS LINE 1 TO ADDRESS LINE 2 TO ADDRESS LINE 3 TO ADDRESS LINE 4 Plant/Dock: RAWPLT3		MIXED LOAD			
PART # TOTAL QTY 12345678PR1 999999 # PACKS 	PART # TOTAL QTY 12345678PR1 999999 # PACKS 	PART # TOTAL QTY 12345678PR1 999999 # PACKS 	PART # TOTAL QTY 12345678PR1 999999 # PACKS 	PART # TOTAL QTY 12345678PR1 999999 # PACKS 	PART # TOTAL QTY 12345678PR1 999999 # PACKS 		
LICENSE PLATE (5J) UN123456789A2B4C6D8E							
 Supplier Free Area				Supplier Free Area			

Repeat Reference Sub Block
B1
 On Line 2 (4 times)
 SEE AIAG B-16 SPECS FOR
 OPTIONAL USE OF 8½ x11
 mixed load detail sheet

Repeat Reference Sub Block B1
 On Line 3 (4 times)
 SEE AIAG B-16 SPECS FOR
 OPTIONAL USE OF 8 ½ x11
 mixed load detail sheet

Title: **LICENSE PLATE**
 6 Point 1.5mm, 0.06" max
Bar Code
 Code 128
 (13 mil) nominal
 Height 12mm (.05) in min
 Data Identifier 5J
 Assigning Authority
 UN=DUNS
 9 Digits DUNS number
9 Characters Container
 Serial # Max
 Human Readable Text
 24 Point, 6.1mm, 0.24"
 Note: Spaces are optional in
 human readable text only.
 Spaces shall not be included
 in Bar Code Data

Title: **None**
 PDF 417 2D Bar Code
 Specs for details

Rules: For each 5J LPN (mixed load) label the supplier SHALL NOT print the Order ID #, except in the 2D label block. Order ID #'s will appear on all 1J container labels. See 2D detail spec sheet for data required.

AAM-GTPL – C Label Purpose: Used for a Mixed Transport Unit holding multiple containers with Different part numbers

2D DATA REQUIRED FOR: AAM-GTPL –C Mixed Load Label (5J)

	Data	Description	EDI	Char.
]>RS	Message Header	N	
5J	06 GS	Format Header	N	
	5JUN123456789SA2B4C6D8E GS	LPN (w/Serial #)	Y	20
	RS	Format Trailer	N	
	06 GS	Format Header	N	
#1	1JUN123456789SA2B4C6D8E GS	LPN	X	20
	9K12345678GS	ORDER ID #	Y	8 Numeric
	P123456789PR1 GS	PART #	Y	13
	2Q9999999GS	TOTAL QUANTITY	Y	7
	7Q9999	NUMBER OF PACKS	N	7
	RS	Format Trailer	N	
	06 GS	Format Header	N	
#2	1JUN123456789SA2B4C6D8E GS	LPN	X	20
	9K12345678GS	ORDER ID #	Y	8
	P123456789PR2 GS	PART #	Y	13
	2Q9999999GS	TOTAL QUANTITY	Y	7
	7Q9999	NUMBER OF PACKS	N	4
	RS	Format Trailer	N	
	06 GS	Format Header	N	All field lengths
#3	1JUN123456789SA2B4C6D8E GS	LPN	X	Same as above
	9K12345678GS	ORDER ID #	Y	
	P123456789PR3 GS	PART #	Y	
	2Q9999999GS	TOTAL QUANTITY	Y	
	7Q9999	NUMBER OF PACKS	N	
	RS	Format Trailer	N	
	06 GS	Format Header	N	All fields lengths
#4	1JUN123456789SA2B4C6D8E GS	LPN	X	Same as above
	9K12345678GS	ORDER ID #	Y	
	P123456789PR4 GS	PART #	Y	
	2Q9999999GS	TOTAL QUANTITY	Y	
	7Q9999	NUMBER OF PACKS	N	
	RS	Format Trailer	N	

Order ID

Order ID

1J

1J

1J

1J

#5	06 GS	Format Header	N	All fields lengths
	1JUN123456789SA2B4C6D8E	LPN	X	Same as above , previous page
	9K12345678GS	ORDER ID #	Y	
	P123456789PR5	PART #	Y	
	2Q9999999GS	TOTAL QUANTITY	Y	
	7Q9999	NUMBER OF PACKS	N	
	RS	Format Trailer	N	
#6	06 GS	Format Header	N	All fields lengths
	1JUN123456789SA2B4C6D8E	LPN	X	Same as above
	9K12345678GS	ORDER ID #	Y	
	P123456789PR6	PART #	Y	
	2Q9999999GS	TOTAL QUANTITY	Y	
	7Q9999	NUMBER OF PACKS	N	
	RS	Format Trailer	N	
#7	06 GS	Format Header	N	All fields lengths
	1JUN123456789SA2B4C6D8E	LPN	X	Same as above
	9K12345678GS	ORDER ID #	Y	
	P123456789PR7	PART #	Y	
	2Q9999999GS	TOTAL QUANTITY	Y	
	7Q9999	NUMBER OF PACKS	N	
	RS	Format Trailer	N	
#8	06 GS	Format Header	N	All fields lengths
	1JUN123456789SA2B4C6D8E	LPN	X	Same as above
	9K12345678GS	ORDER ID #	Y	
	P123456789PR8	PART #	Y	
	2Q9999999GS	TOTAL QUANTITY	Y	
	7Q9999	NUMBER OF PACKS	N	
	RS	Format Trailer	N	
	EOT	Message Trailer	N	

2D total GTPL – C Label – 8 PN’s max.....546 (Approx)

Note: More than 8 PN’s use 8 ½ x 11 sheets per AIAG B16 specs with multiple 2D blocks

Optional Data

4Q1000	GROSS WEIGHT	OPT	7 As specified by AAM materials
11Q1000	TARE WEIGHT	OPT	7 As specified by AAM materials
2P3A	REV # (if applicable)	OPT	3 ONLY REQUIRED FOR AAM PROTOTYPE

AAM-GTPL-A LABEL DATA SOURCES
Information sent by AAM on the DELJIT

Location Comes from **LOC+11**
 At segment group 9

Ship From Address Lines comes from **NAD +SU** at segment Group 2

Ship To Address Lines comes from **NAD+ST** at segment Group 2

Description comes from the **IMD+** at segment group 7




PART NUMBER comes from the **LIN** at segment group 7
 Customer Part number must match AAM Part on Order

Encoded PDF 417 2D Bar Code shall include data from details page in AAM label specs

Order Identifier comes from **GIR** at Segment group 7 with an **"AM"** qualifier

REV. # comes from **PIA** at segment group 7 EC qualifier

Pull Signal Comes from **GIR** at segment group 7 with an **"AL"** qualifier

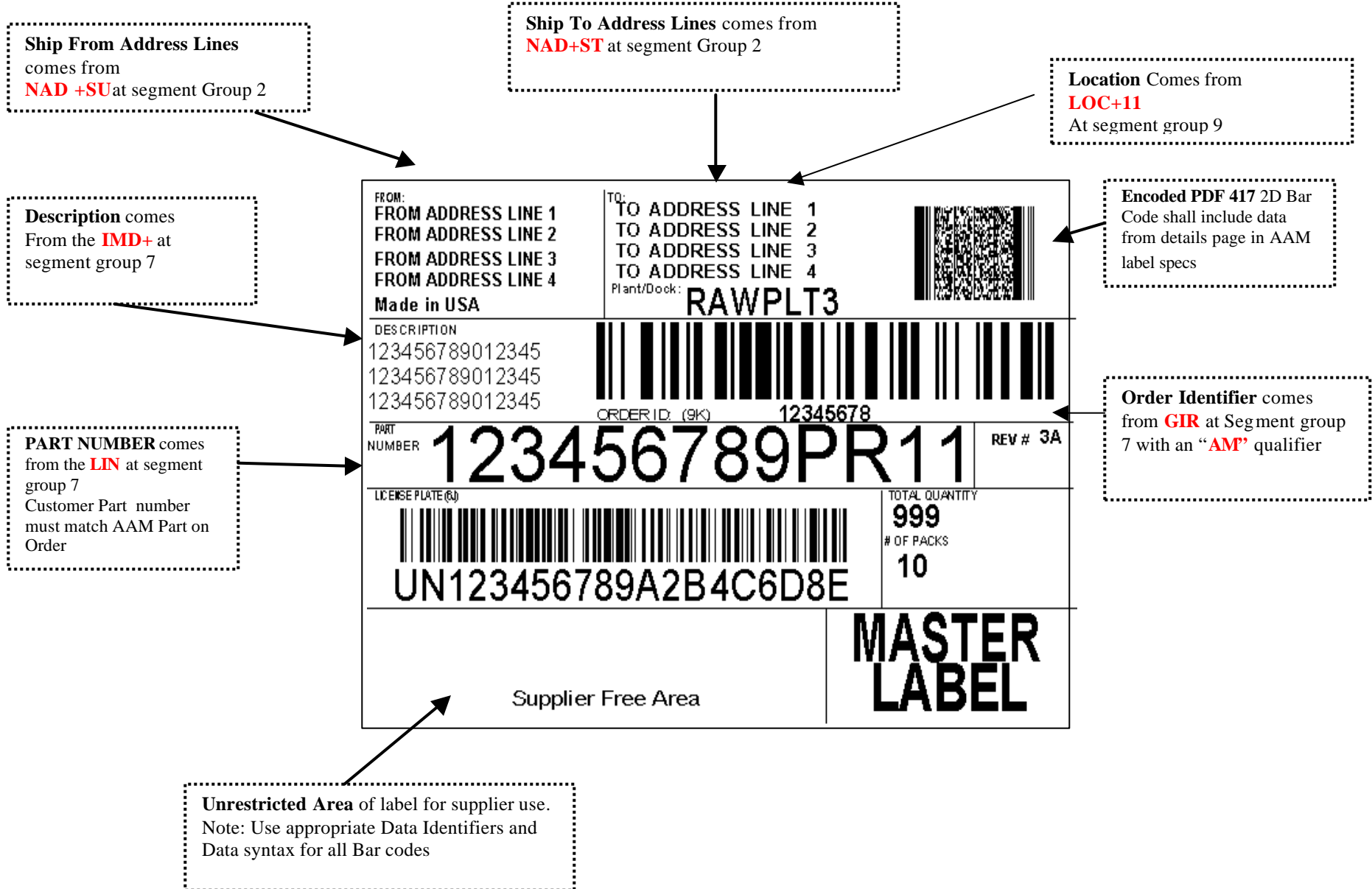
FROM: FROM ADDRESS LINE 1 FROM ADDRESS LINE 2 FROM ADDRESS LINE 3 FROM ADDRESS LINE 4 Made in USA	TO: TO ADDRESS LINE 1 TO ADDRESS LINE 2 TO ADDRESS LINE 3 TO ADDRESS LINE 4 Plant/Dock: RAWPLT3	
DESCRIPTION 123456789012345 123456789012345 123456789012345		ORDER ID: (9K) 12345678
PART NUMBER 123456789PR11	REV # 3A Supplier Material OK	
LICENSE PLATE (L) 	QUANTITY 9999999 PULL SIGNAL S12345 LOT # 1234567890123456	
UN123456789A2B4C6D8E	GROUP / DEPT K123456 DATE: 03MAR2004	
Supplier Free Area		

Unrestricted Area of label for supplier use.
 Note: Use appropriate Data Identifiers and Data syntax for all Bar codes

GROUP LOCATOR
 Comes from LOC +159 at Segment group 9

AAM-GTPL-B LABEL DATA SOURCES

Information sent by AAM on the DELJIT





AAM-GTPL-C LABEL DATA SOURCES
Information sent by AAM on the DELJIT

Ship From Address Lines
comes from
NAD +SU at segment Group 2

Ship To Address Lines comes from
NAD+ST at segment Group 2

Location Comes from
LOC+11
At segment group 9

FROM: FROM ADDRESS LINE 1 FROM ADDRESS LINE 2 FROM ADDRESS LINE 3 FROM ADDRESS LINE 4 Made in XXX		TO: TO ADDRESS LINE 1 TO ADDRESS LINE 2 TO ADDRESS LINE 3 TO ADDRESS LINE 4 Plant/Dock: RAWPLT3		<h1>MIXED LOAD</h1>	
PART # TOTAL QTY 12345678PR1 999999 # PACKS 9	PART # TOTAL QTY 12345678PR1 999999 # PACKS 9	PART # TOTAL QTY 12345678PR1 999999 # PACKS 9	PART # TOTAL QTY 12345678PR1 999999 # PACKS 9		
PART # TOTAL QTY 12345678PR1 999999 # PACKS 9	PART # TOTAL QTY 12345678PR1 999999 # PACKS 9	PART # TOTAL QTY 12345678PR1 999999 # PACKS 9	PART # TOTAL QTY 12345678PR1 999999 # PACKS 9		
LICENSE PLATE (5J)  UN123456789A2B4C6D8E					
				Supplier Free Area	

PART NUMBERS comes from the **LIN** at segment group 7
Customer Part number must match AAM Part on Order

Encoded PDF 417 2D Bar Code shall include data from details page in AAM label specs




Unrestricted Area of label for supplier use.
Note: Use appropriate Data Identifiers and Data syntax for all Bar codes

AAM-GTPL-A DATA SOURCES
Information to be sent to AAM via the DESADV



AAM-GTPL-B DATA SOURCES
Information to be sent to AAM via the DESADV

Location sent on
 LOC with "11"
 qualifier at
 segment group 9

FROM: FROM ADDRESS LINE 1 FROM ADDRESS LINE 2 FROM ADDRESS LINE 3 FROM ADDRESS LINE 4	TO: TO ADDRESS LINE 1 TO ADDRESS LINE 2 TO ADDRESS LINE 3 TO ADDRESS LINE 4 Plant/Dock: RAWPLT3	
Made in USA		
DESCRIPTION 123456789012345 123456789012345 123456789012345		
	ORDER ID: (9K) 12345678	
PART NUMBER 123456789PR11		REV # 3A
LICENSE PLATE (6)  UN123456789A2B4C6D8E	TOTAL QUANTITY 999	# OF PACKS 10
Supplier Free Area	MASTER LABEL	

Part Number
 sent on
 LIN segment at
 segment group 15

Order ID sent on
 GIR with "AM"
 qualifier at
 segment group 13

LPN sent on
 GIR with
 "AW" qualifier
 at segment group
 13



Note: Total Qty
 should match the
 detail of all
 individual
 containers (1J)
 on the DESADV for
 this transport unit

Number of Packs
 sent on PAC at
 Segment Group 11

Important Note: See EDI Implementation Guidelines for DESADV Group 13 Segment GIR for more detailed explanations. Also see examples at the back of the DESADV guidelines

AAM-GTPL-C DATA SOURCES

Information to be sent to AAM via the **DESADV**

FROM: FROM ADDRESS LINE 1 FROM ADDRESS LINE 2 FROM ADDRESS LINE 3 FROM ADDRESS LINE 4 Made in XXX		TO: TO ADDRESS LINE 1 TO ADDRESS LINE 2 TO ADDRESS LINE 3 TO ADDRESS LINE 4 Plant/Dock: RAWPLT3		MIXED LOAD	
PART # TOTAL QTY 12345678PR1 999999 # PACKS 9	PART # TOTAL QTY 12345678PR1 999999 # PACKS 9	PART # TOTAL QTY 12345678PR1 999999 # PACKS 9	PART # TOTAL QTY 12345678PR1 999999 # PACKS 9		
PART # TOTAL QTY 12345678PR1 999999 # PACKS 9	PART # TOTAL QTY 12345678PR1 999999 # PACKS 9	PART # TOTAL QTY 12345678PR1 999999 # PACKS 9	PART # TOTAL QTY 12345678PR1 999999 # PACKS 9	Supplier Free Area	
LICENSE PLATE (5J)  UN123456789A2B4C6D8E 					

Location sent on LOC with "11" qualifier at segment group 9

Note: Total Qty should match the detail of all individual containers (1J) on the DESADV for this transport unit

Part Numbers sent on LIN segment at segment group 15

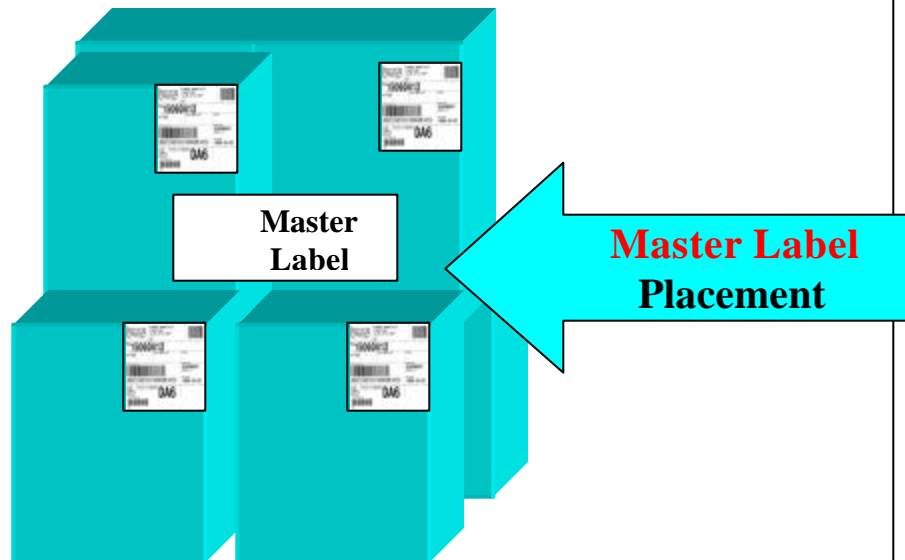
LPN sent on GIR with "AW" qualifier at segment group 13

Number of Packs sent on PAC at Segment Group 11

Important Note: See EDI Implementation Guidelines for DESADV Group 13 Segment GIR for more detailed explanations. Also see examples at the back of the DESADV guidelines

E. Packaging

There are two types of packaging, outer and inner. Inner packages utilize container labels (1J LPN type) and outer packages require the use of the Master Label (6J LPN), or on rare occasions the Mixed Load (5J LPN type). An OUTER package is any container that contains multiple packages of individual (inner) transport units. INNER packages are the smallest shippable package units of a material. Example: Pallets = (Outer) with boxes = (Inner).



If shrink wrapped, apply to exterior of plastic, if not shrink wrapped apply so labels are scannable and not damaged, or wrinkled. Do Not place Master labels on top of the containers.

Label Placement:

- (2) Container Labels on Adjacent Corners
- (2) Master Labels on Opposite Sides of Outer Containers.

LPN's on both (2) labels per container SHALL be the same

Note: Some suppliers apply (4) Master labels on each side of the pallet. This is acceptable to AAM.

Note: All Master labels per transport unit or skid MUST have identical LPN's.

Important Note: Containers labels (inner) MUST have different unique LPN's from the Master labels

See Appendix for instructions on proper Label Placement per AIAG specs.

Appendix I Label Placement

Labels per AIAG packaging guidelines **SHALL** be placed no closer than 1.25 inches (32 mm) from container edges. Labels application and positioning toward the center of the sides of rectangular, corrugated containers **SHOULD** be avoided due to excessive abrasion during transport and render the label un-readable!

For placement on various types of containers, label **SHOULD** be applied in an easily accessible location -See example:

For unit loads, the placement of the label **SHALL** be on the upper half of the unit load. The bottom edge of the label **SHALL NOT** be higher than 60 inches (152cm) from the bottom of the unit load.


Unit loads **SHALL** have identical labels on **two adjacent or opposite sides** to reduce the destruction of labels in the event of damage.

Note: Individual AAM plants, as required may dictate additional label placement requirements.

8.3 Label Orientation

LABEL PLACEMENT AND ORIENTATION RULE	INTERPRETATION
Labels should be placed on the side of the container with the bars perpendicular to the base of the container.	See Figure 11.

Figure 11. Label Orientation

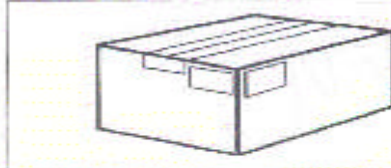


LABEL PLACEMENT AND ORIENTATION RULE	INTERPRETATION
Each supplying location shall be responsible to ensure that bar code-marked labels and tags are sufficiently secured and protected and applied wrinkle-free so they are readable at point of first customer usage.	
Label Placement on Master and Mixed Loads For master and mixed loads, the label shall be placed on the upper half of the unit load. The bottom edge of the label on a master and mixed load should not be higher than 60 inches (152 cm) from the bottom.	


See AIAG B-10 Label Specifications documents for more details on placement. AIAG members can download the specifications from this site. <http://www.aiag.org>.

Caution: All labels on the container must be identical.
 Obsolete labels shall be rendered unusable by either being removed, defaced, or covered.

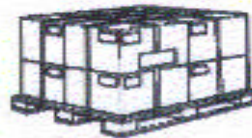
BOX OR CARTON



BASKET, WIRE MESH CONTAINER



CARTONS ON PALLET



OPEN METAL BIN OR TUB

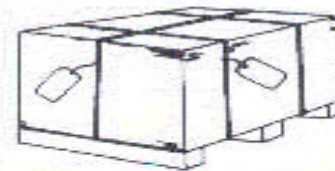


Caution: All labels on the container must be identical.
 Obsolete labels shall be rendered unusable by either being removed, defaced, or covered.

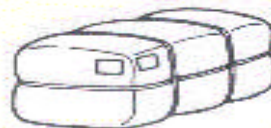
ROLL



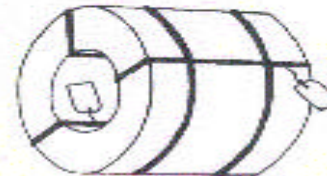
SHEETS-CUT LENGTHS/BLANKS



BALE



SINGLE COIL



Appendix II Glossary of Terms

Terms	Definition
1J Label	AAM-GTPL -A Individual container label
5J Label	AAM -GTPL -B Mixed Load Label – for skids or packs having different Part numbers
6J Label	AAM-GTPL -C Master Label for skids, packs having multiple containers of the same part, banded or shrink-wrapped.
1D Symbol	1D one-dimensional or linear symbol, such as Code 128. An array (linear sequence) of variable width rectangular bars and/or spaces, arranged in a predetermined pattern, following specific rules, to represent elements of data; these bar and space patterns are referred to as characters . A bar code symbol typically contains a leading quiet zone, a start character, data character(s) including a check character (if any), a stop character and a trailing quiet zone.
2D Symbol	2D two-dimensional symbol. A machine-readable symbol that must be examined both vertically and horizontally to read the entire message. A 2D symbol may be one of two types of machine-readable symbols: a Matrix Symbol or a Stacked Symbol. 2D symbols differ from linear bar codes in that they have the capability for high data content, small size, data efficiency, and error correction.
Alphanumeric	A character set that contains alphabetic characters (letters), numeric digits (numbers), and usually other characters such as punctuation marks.
Bar Code Symbol	The combination of symbol characters and features required by a particular Symbology, including quiet zones, start and stop characters, data characters, check characters and other auxiliary patterns, which together form a complete scan able entity.
Character (CH)	The smallest group of elements that represents one number, letter, punctuation mark or other information.
Code 128	For the purposes of this standard, Code 128 shall mean the symbology as described in ISO/IEC15417
Container	A receptacle or flexible covering for shipping goods. Example is a box, bag, package or pallet. (See also Transport Unit and Pack, Package or Load .)
Customer	In a transaction, the party that receives, buys, or consumes an item or service.
Customer Part Number	The part number as defined by the customer.
Data Element	The smallest named item of information that can convey data, analogous to a field in a data record or a word in a sentence.
Data Element Separator	The special character used to separate data elements in a data format.
Data Identifier (DI)	A specified character (or string of characters) that defines the general category or intended use of the data that follows. Data Identifiers are defined by ANSI MH10.8.2 / ISO 15418. The DI is not part of the data.

Terms	Definition
ECC (Error Correcting Code)	A technique used at the byte level to detect and correct data transmission errors. Supplemental bits introduced or source encoded into a data stream to allow automatic correction of erroneous bits and/or derivation of missing bits, in accordance with a specific computational algorithm. See Error Correction Level.”
Element	A single bar or space in a linear or stacked symbol or a single cell (module) in a matrix symbol (not the same as Data Element).
Element Width	The thickness of an element measured from the leading edge of an element to the trailing edge of the same element (see X dimension .)
Human Readable Interpretation	The human readable letters, digits or other characters representing the data encoded in/and printed along with the linear bar code or 2D symbol.
Item	A single part or material purchased, manufactured and/or distributed.
Label	A piece of paper, plastic, card stock or metal that is marked (by printing or some other means) and attached to an object to convey information. For purposes of this document, attachment of a label is to be on the exterior of a container.
Lot	A quantity of homogeneous material either manufactured or received.
Manufacturer	Actual producer or fabricator of an item; not necessarily the supplier in a transaction.
Master Load	A multiple pack or unit load of common items (sharing a single part number), such as a pallet.
Message	A continuous stream of data elements, including formatting characters and delimiters, to be encoded in a (two-dimensional) symbol or set of symbols.
Message Envelope	A pair of elements consisting of a Message Header and a Message Trailer that delimits the start and end of a data stream in a given message.
Message Header	A character or group of characters that defines the start of a Message Envelope.
Message Trailer	A group of character used to identify the end of a Message Envelope.
Pack, Package or Load	A transport package (container) that provides protection and containment of items plus ease of handling by manual or mechanical means, for example: bags, cartons, pallets, bins and racks.
Pallet	A platform to hold unit loads, permitting stacking of materials and transport packages, and the movement of the materials as a single load. A pallet may be either expendable (e.g. wood) or returnable (e.g. plastic).
Part	An identifiable item that has a unique name and/or number assigned to it.
Part Number	A unique code that identifies a part, assembly, component or kit.
Quantity	On a label, the marking that indicates the number of parts or items or the amount in any other unit of measure that is contained within the package.
Quiet Zone	Areas free from interfering markings surrounding a <u>bar code symbol</u> and, in particular, preceding the start <u>character</u> and following the <u>stop character</u> . Also referred to as “ <u>light margin</u> ” or “ <u>clear area</u> ”.
Reader	A device consisting of a scanner and a decoder.
Scanner	An electronic device to collect and convert reflected light from the elements (e.g., bars and spaces in linear symbols) of a symbol into electrical signals for processing by the decoder.

Terms	Definition
Serial Number	A string of numeric or alphanumeric characters in the issuer's information system used for uniquely identifying an individual item or entity for its life. This character string shall not be repeated within 365 days to a single customer.
Shall/Should	In this document, the word "shall" indicates a requirement and the word "should" indicates a recommendation.
Ship From	On a transport label, the address of the location where the carrier will return the shipment if the container is undeliverable.
Ship To	On a transport label, the address of the location where a carrier will deliver the shipment.
SQA	Supplier Quality Assurance is a department located at each assemble facility.
Structure	The order of data elements in a message.
Supplier	In a transaction, the party that produces provides or furnishes an item or service.
Symbol	A graphic array of light and dark elements that forms a complete scan able entity.
Symbology	A standard means of representing data in bar code form. Each symbology specification sets out its particular rules of composition or symbol architecture.
Syntax	The way in which data are combined to form messages. Syntax also includes rules governing the use of appropriate identifiers, delimiters, separator character(s) and other non-data characters within the message. Syntax is the equivalent of grammar in spoken language.
Transport Unit	One or more transport packages or other items held together by means such as strapping, interlocking, glue, shrink wrap, or net wrap, making them suitable for transport, stacking, and storage as a unit.
Unit Load	One or more transport containers or other items held together by means such as strapping, interlocking, glue, shrink wrap or net wrap, making them suitable for transport, stacking and storage as a unit.
X Dimension	The intended width of the narrowest elements (for bar codes or two-dimensional symbols) required by the application, symbology specification, or both.
Y Dimension	The intended height of the elements dictated by the application, symbology specification, or both.

Appendix III AAM Plant List

American Axle & Manufacturing is comprised of these plant facilities:

AAM de Mexico, S.A. de C.V - Guanajuato Gear & Axle

Comerciantes s/n Pargue Industrial
FIPASI
Km.5.3 Carreterra Silao-Irapuato
C.P.36100 Silao
Guanajuato, México

Buffalo Gear & Axle

1001 East Delavan
Buffalo, NY 14240-0972

Detroit Forge

8435 St. Aubin
Detroit, Michigan 48212-3697

Three Rivers Driveline

One Manufacturing Drive
Three Rivers, MI 48093-8915

Detroit Forge

8435 St. Aubin
Detroit, MI 48212-3697

AAM do Brasil Ltda.

Avenida dasd Nocoos, 2051 – Bairro Estacao
Araucaria – Paraná
Brasil
CEP: 83700-670 (zip code)
Phone: 55-41-2141.1000
Fax: 55-41-2141.1199

**** Note: AAM GTPL labels not required. Compliancy dates to be announced later**

Cheektowaga Machining

2799 Walden Avenue
Cheektowaga, New York 14225

Detroit Gear & Axle

1840 Holbrook
Detroit, Michigan 48212

Tonawanda Forge

2390 Kenmore Avenue
Tonawanda, NY 14150-7847

Appendix IV Supplier Label Approval & certification process

Due to the complexities of these new labeling formats AAM **SHALL require all AAM suppliers** shipping to American Axle to go through a **certification process**. Compliant labels must have all the required data elements, use specified fonts, and include bar codes that can be scanned successfully at all points in the supply chain.

AAM will be monitoring compliance with the standard. Plants are authorized to **issue** (PRR's) on non-compliant shipments. As part of the AAM label initiative, suppliers who receive a corrective action (PRR) will require **re-certification**.

Use of the new AAM Label specification Version 2004-01 Release 1.3 is mandatory by September 7, 2004 for suppliers shipping material to the plants listed in Appendix III.

EMAIL REQUESTS FOR ADDED CLARFICATION OR QUESTIONS TO: **aamLabelSupport@aam.com**

Appendix V Normative References

AIAG Documents

Automotive Industry Action Group

26200 Lahser Road, Suite 200

Southfield, Michigan 48034

Customer Service: 248-358-3003

Fax: 248-358-9760

Internet: <http://www.aiag.org>

AIM Documents

AIM Inc.

634 Alpha Drive

Pittsburgh, PA 15238

Phone: 412-963-8009

Internet: <http://www.aimglobal.org>

ANSI and ISO Documents

American National Standards Institute

Attn: Customer Service

11 West 2nd Street

New York, NY 10036

Phone: 313-642-4980

Internet: <http://www.ansi.org>

DUNS Documents

Dun & Bradstreet

One Diamond Hill Road

Murray Hill, NJ 07974

Phone: 908-665-5000

Fax: 908 665-5000

Internet: <http://www.dnb.com>